



上海中期期货股份有限公司

SHZQ FUTURES CO., LTD

2024 03 18



1000

500

300

50

50

300

500

1000

50

300

500

1000

2024 3 15

2023 8 11

2023 8 18

2023 8 11


IH IF IC IM





1

1 2024 3 8

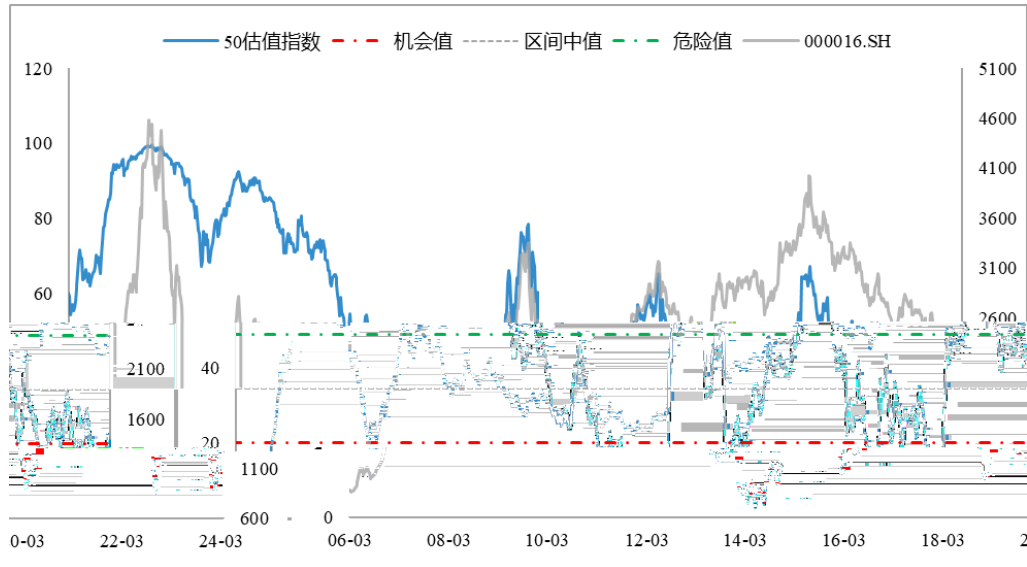




上海中期期货
SHZQ FUTURES

1000 500 300
50 1000
1000 300 500 50
- 1
1
50 300 500 1000 2024 3
15 2023 8 11 2023 8 18 2023 8 11
2 50
50 18 208 12 20%
6 18% 2024 3 8
2024 3 15

2 50





上海中期期货
SHZQ FUTURES



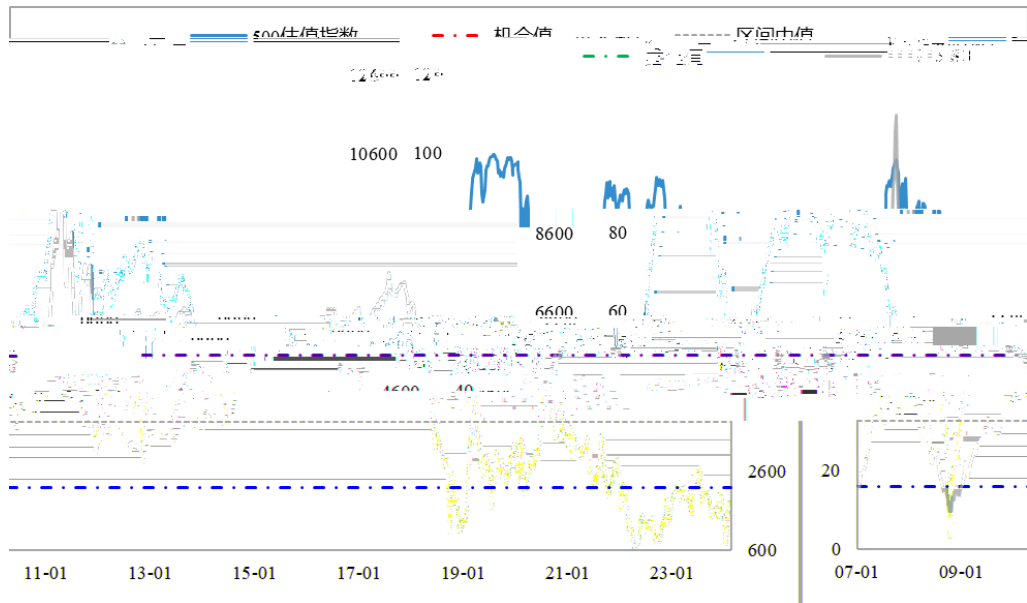
3

						300
2024 02 23	23.70%	0.60%	31.20%	5.00%	14.80%	16.47
2024 03 01	23.90%	0.70%	31.40%	5.00%	13.80%	16.32
2024 03 08	27.20%	1.40%	31.10%	4.20%	15.10%	18.04
2024 03 15	25.00%	1.10%	32.50%	3.80%	14.00%	16.82

4 500

500 12.953 10.20%
9.23% 2023 7 28
2023 8 18

4 500





4

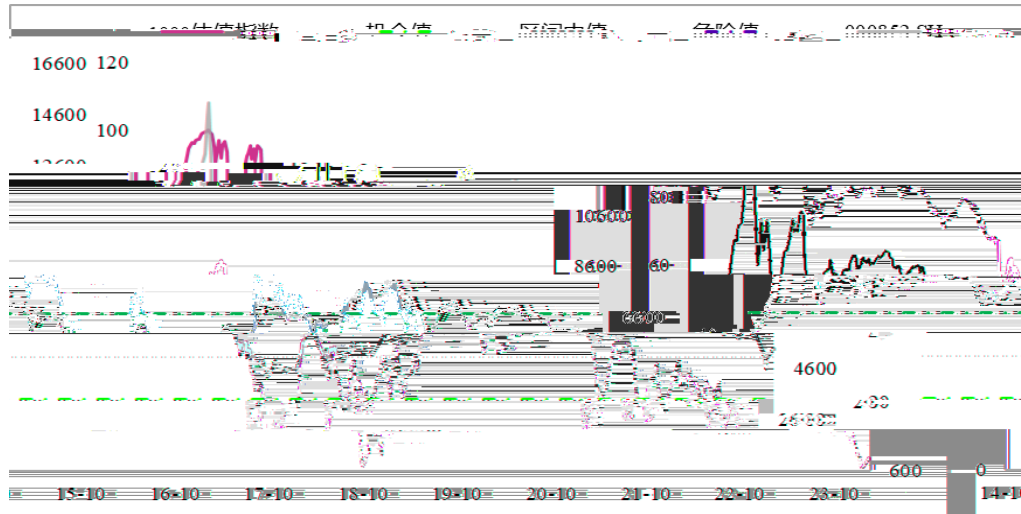
						500
2024 02 23	8.90%	0.80%	7.70%	27.10%	3.00%	10.36
2024 03 01	10.90%	1.80%	12.10%	28.50%	4.30%	12.44
2024 03 08	10.80%	1.60%	11.20%	27.90%	3.10%	11.81
2024 03 15	12.40%	2.00%	13.60%	27.90%	4.80%	12.95

5 1000

1000 5.137 2.30%

63.45% 2023 7 28

2023 8 11



5

						500
2024 02 23	18.60%	0.40%	0.40%	1.10%	0.70%	2.81
2024 03 01	20.90%	1.20%	1.40%	2.20%	1.30%	3.88
2024 03 08	20.30%	1.00%	1.20%	1.50%	0.90%	3.47
2024 03 15	23.00%	2.10%	1.90%	3.90%	2.80%	5.14



1

EF

EF EF

50EF 2005 2 23 300EF 2012 5

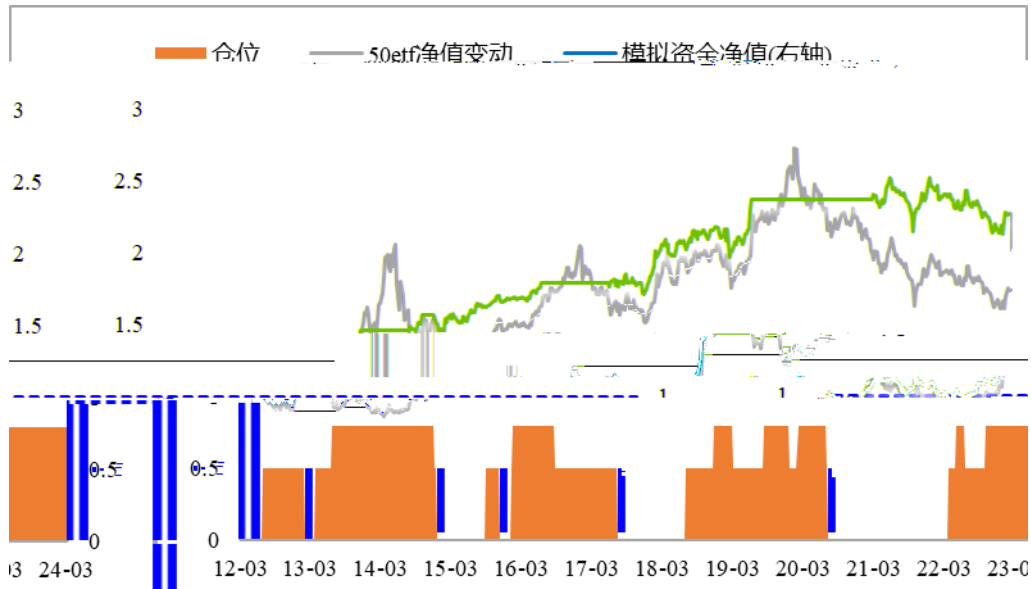
28 500EF 2013 3 15 1000EF 2016 11

11 50EF

2012 6 1

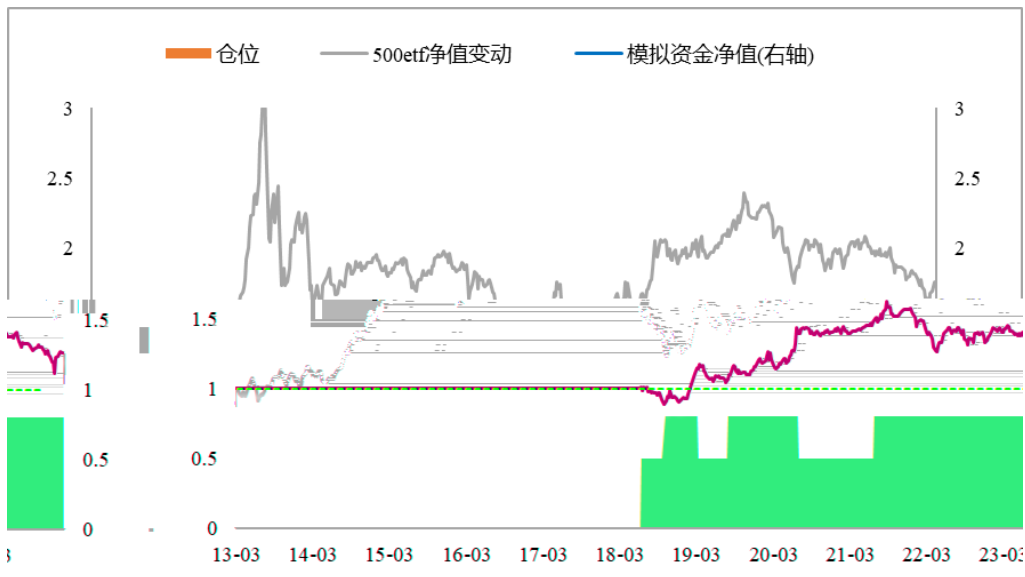
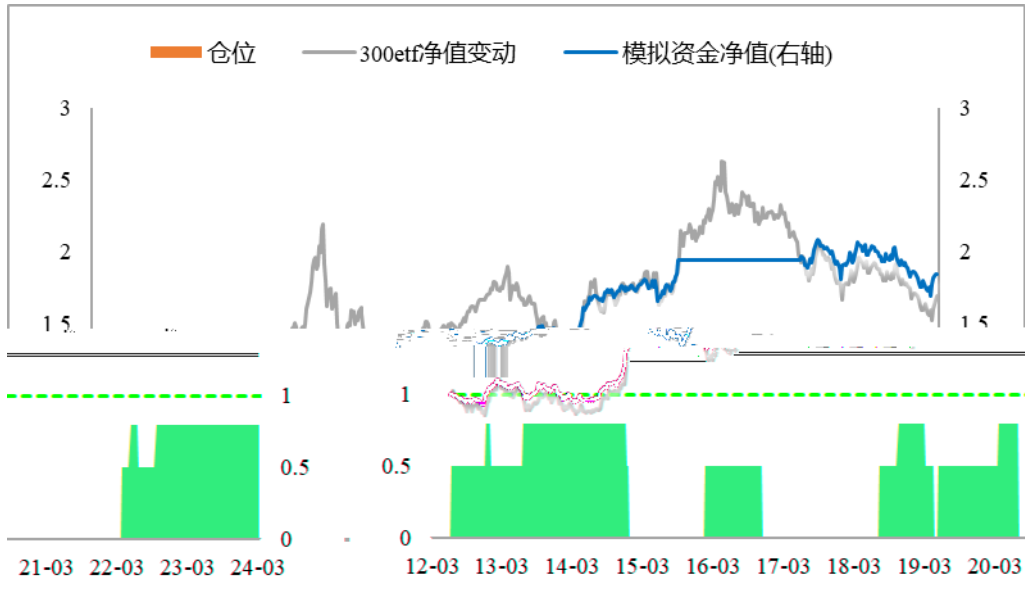
2

6 50EF



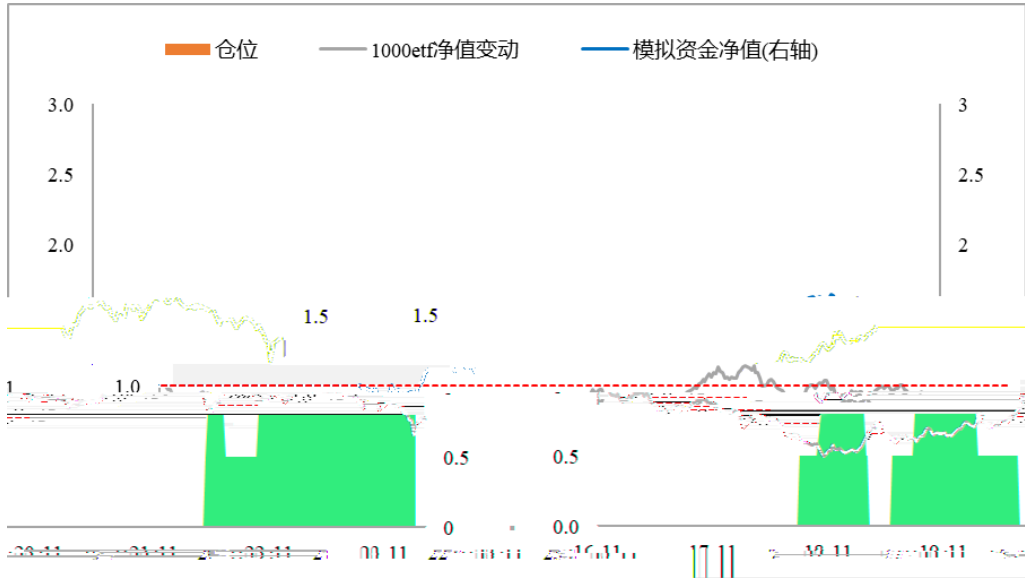


7 300ETF





9 100ETF



			50	2022 9 30	
08		2 250		500	2021
7 2	08	1 283		300	2022
9 16	08	1 888	2022 9 23	08	
1000	1 341				
	08	50	3 8		
			300	500	1000
2023 8 11	2023 8 18	2023 8 11			